




Kichler Lighting damp LED tape is engineered to perform in areas with moisture exposure. Use behind a bathroom vanity, near a kitchen sink or outdoors in covered areas — such as in a gazebo or roofed patio.



Shown: 6T210H24WH

Finish, Color Temperature, Lumens and Size	
Location Use	Damp Locations
Available Finish	White (WH)
Color Temperature	3000K - Pure White**
Standard Output • 32' max. linear run length • 100 delivered lumens per foot • 1.5W per foot, 90 CRI • Cuttable every 4"	10' 6T210S24 WH 15 Watts
	16' 6T216S24 WH 24 Watts
High Output • 20' max. linear run length • 170 delivered lumens per foot • 3W per foot, 90 CRI • Cuttable every 4"	10' 6T210H24 WH 30 Watts
	20' 6T220H24 WH 60 Watts
Supply Wire	Tape light rolls come with a 2' supply lead connected to the beginning and end of each roll.
Warranty	5-year residential warranty. 3-year commercial warranty. See Kichler.com/warranty for complete details.
Additional Info	For recommended dimmers visit Kichler.com/dimming .
Accessories	Damp Tape End Caps 10181 Caps end of cut piece of damp tape 
	Silicone 10183 Use with 10181 damp tape end cap 

** Pure White 3100K (+/-200K)

The ability to build a lighting system is one of the many things that makes low-voltage LED tape and accent lighting so versatile. With the right components, you can install lighting just about anywhere your supply wire can take you, including coves, toe kicks, shelving or drawers. To build your system, you'll need:

Product + Power Supply + Supply Wire, Leads and Interconnects + Accessories = Light

1 Select your Product  Page 94	+	2 Select your Power Supply  Page 101	+	3 Select Supply Leads and/or Interconnects  Pages 106, 107	+	4 Select Wire  Page 104	+	5 Utilize Accessories  Page 110 plus those noted above
---	---	---	---	---	---	---	---	--